



How to Register for GranteeView

1. Visit the Saint Paul & Minnesota Foundation's homepage at spmcf.org.
2. Select **GranteeView** in the top navigation.

Desktop View:



Mobile View:



3. Select **Register Now** on the GranteeView landing page.

Welcome to GranteeView

GranteeView is the grant application portal for the Saint Paul & Minnesota Foundation, F. R. Bigelow Foundation and Mardag Foundation. As a registered grant administrator, you can apply for a grant online, track application status, view payment history and more.

- If you are already a registered grant administrator with the Foundation, please [log in](#).
- If you are a new grantseeker for the Saint Paul & Minnesota Foundation Building Community Capacity grants, Management Improvement Fund, Mardag Foundation or F. R. Bigelow Foundation, please [register now](#) to begin the application process.
- If you are a case worker applying for a Community Sharing Fund grant on someone's behalf, [visit the Community Sharing Fund page](#).
- If you are applying for the Duke Assistance Fund, [visit the Duke Assistance Fund page](#).

You may find links to view grant guidelines for each of our grant programs and contact our team on our [Resources for Nonprofits](#) page.

4. To register, enter your **First Name, Last Name** and **Email Address**.

Note: Your organization may have multiple registered grant administrators. Each person in your organization must create their own account to access GranteeView. Please do not share accounts.

5. Confirm your email address by re-entering it and then selecting **Submit**.

If you are already a registered grant administrator, please [log in](#).

View grant guidelines for each of our grant programs and contact our team on our [Resources for Nonprofits](#) page.

Required fields are denoted by an asterisk (*)

First Name:*

Last Name:*

Email address:*
Your email address will be your username for login.

Re-enter email address:*

6. To continue your registration, check your email address for a registration link.

7. Select the link in the email to continue the registration process. If you are not able to select the link, copy and paste the link into your browser.

Note: If you do not receive an email, contact us at grantsadmin@spmcf.org.

8. The link will redirect you to GranteeView and allow you to continue your registration. Double check that your **First Name**, **Last Name** and **Username** are correct.

Note: Username is the same as your email address.

9. Enter your **password** and then confirm your **password** by re-entering it.

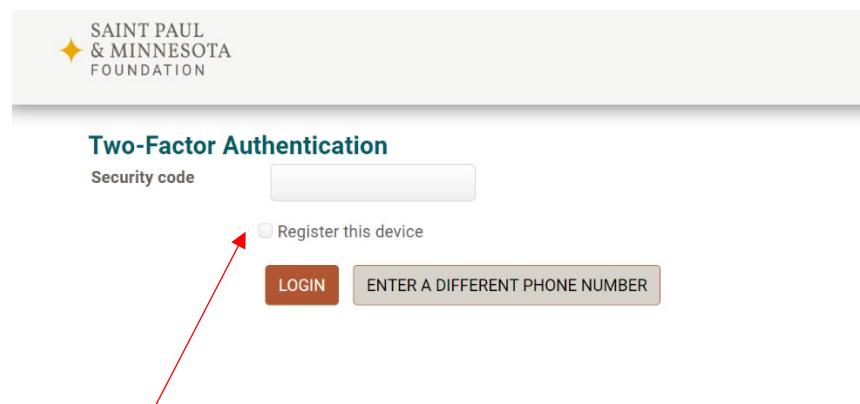
10. Add your organization's **address**, **city**, **state** and **postal code**.

11. Add your phone number and cell phone number. Select whether you'd like to receive a **Text Message** or **Call** notification.

Note: A phone number is required for two-factor authentication. You may choose to receive a phone call or text message for verification. If the number you enter does not allow text messages, like a land line, you will need to select Call.

12. Select **Submit**.

13. Enter the security code you receive via text or a phone call.



The screenshot shows the 'Two-Factor Authentication' section of a web form. At the top left is the logo for 'SAINT PAUL & MINNESOTA FOUNDATION'. Below the logo, the title 'Two-Factor Authentication' is displayed in a bold, teal font. Underneath the title is a label 'Security code' followed by a white input field. Below the input field is a checkbox labeled 'Register this device'. To the right of the checkbox are two buttons: a brown 'LOGIN' button and a grey 'ENTER A DIFFERENT PHONE NUMBER' button. A red arrow points from the bottom left towards the 'Register this device' checkbox.

14. Check the box to **Register this device** so you do not have to complete two-factor authentication in the future. If you do not check this box, you will need to utilize two-factor authentication upon each log in.

15. Select **Log In**.

16. To complete your registration, connect to your organization. Use the **search** feature to find your organization. Select the **Add Myself as Grant Administrator** button to become a grant administrator for your organization.

Note: If you belong to an organization with multiple chapters or locations, we recommend searching using your EIN number to confirm whether your specific chapter is already in our system.

Search Organizations

Organization Name:

Search pre-approved organizations only

Organization Results:

| Organization Name | Address | Tax ID | Add Myself as Grant Administrator |
|--|---|-----------|---|
| 1 for Humanity | 4118 Scott Avenue North Minneapolis, MN 55422 | 263664326 | Add Myself as Grant Administrator |
| 113 | 1780 North Snelling Avenue Falcon Heights, MN 55113 | 813274113 | Add Myself as Grant Administrator |
| 125 LIVE | 125 Elton Hills Drive Northwest Rochester, MN 55901 | | Add Myself as Grant Administrator |
| 12th Street Youth Project | 555 West First Street Manistee, MI 49660 | 454756059 | Add Myself as Grant Administrator |
| 180 Degrees Inc | 236 Clifton Avenue South Saint Paul, MN 55403-3466 | 237153536 | Add Myself as Grant Administrator |
| 1997 Trust of Frederick T. Weyerhaeuser | c/o Fiduciary Councelling, Inc. 30 East Seventh Street, Suite 2000 Saint Paul, MN 55101 | | Add Myself as Grant Administrator |
| 1Sky Education Fund | 6930 Carroll Avenue, Suite 1000 Takoma Park, MD 20912 | 261150699 | Add Myself as Grant Administrator |
| 1st Way Pregnancy Support Center of Missoula Inc | P.O. Box 8083 Missoula, MT 59802 | 810485750 | Add Myself as Grant Administrator |
| 20 Theatre Company Twin Cities | 4025 Cedar Avenue South Minneapolis, MN 55407 | 800288953 | Add Myself as Grant Administrator |
| 21 Roots Farm | 10361 - 110th Street North Stillwater, MN 55082 | 833205736 | Add Myself as Grant Administrator |

Page: 1 of 1329 [Go](#) Item 1 to 10 of 13284

If you do not find your organization in our database, you may register the organization.

[REGISTER NEW ORGANIZATION](#)

17. If you are unable to find your organization in our database, select the Register New Organization button and complete the Organization Information form.

Organization Information

Required fields are denoted by an asterisk (*)

| | |
|-----------------------------|---|
| Organization's Legal Name:* | <input type="text"/> |
| EIN #:* | <input type="text"/> |
| Street:* | <input type="text"/> |
| | <input type="text"/> |
| | <input type="text"/> |
| City:* | <input type="text"/> |
| State:* | <input type="text" value="Minnesota"/> |
| Zip Code:* | <input type="text"/> |
| Country:* | <input type="text" value="UNITED STATES OF AMERICA"/> |
| Phone:* | <input type="text"/> |
| Email: | <input type="text"/> |
| Fax: | <input type="text"/> |
| Website: | <input type="text"/> |

ADD MYSELF TO THIS ORGANIZATION PROFILE

18. After completing the Organization Information Form, select the **Add Myself to This Organization Profile** button.

After completing the steps above, you will be notified that your request to connect with the organization is pending. While your request is pending, you may begin a grant application. Once your connection has been confirmed, you will be able to access the full GranteeView, including submitting grant applications and viewing organization details.